



CLINICAL CURRICULUM PRESENTS


VT/ Learning Related Visual Problems

7-11 March 2019

THE EYE STUDIO
RED DEER COUNTY, CANADA



Instructor: Robin Lewis, OD



Sponsored by the
Optometric Extension
Program Foundation Inc.

Length: **5 days**

Continuing Education Credits: **35 hours**

Prerequisite: **VT/Visual Dysfunctions**

For: **Optometrists**

This course has limited registration. Our highly interactive, small group presentations and hands-on activities will provide the experience you need for the confidence you desire. This course offers free follow-up case consultation.

Course Location

This course will be held at the office of:
Jason Holtom, OD & Tedra Kindopp, OD
The Eye Studio
104-488 McCoy Drive
Red Deer County, AB T4E 0A4

Lodging

HAMPTON INN & SUITES BY HILTON RED DEER
128 Leva Avenue
Red Deer County, AB T4E 1B9
403-346-6688

Please call and make your reservation and mention that you are a part of the OEP Group

Recommended Airport

Attendees arriving by air should fly into:
Calgary International Airport, YYZ
or
Red Deer Regional Airport, YQF

Schedule

Course will run 9am to 5pm daily
and will end at 3pm on last day

For additional detail please call: **410 561 3791**

Or email: karen.ruder@oep.org

For additional educational opportunities please contact:
karen.ruder@oep.org

Cancellation policy

A non-refundable fee of 25% of registration fees
if cancelled within 30 days of course.


Course Description/Highlights

The Learning Related Visual Problems Course adds to the core Visual Dysfunctions (VT I) course the necessary testing and therapy activities to successfully diagnose and treat patients with learning related visual problems. Many of the patients for whom this curriculum is recommended have been labeled dyslexics or "LD/ADD" (learning disability/attention deficit disorder).

You will be taught how to determine if a person's reading difficulty requires the VT II curriculum or if their learning related visual problem can best be served by the application of the appropriate plus lens for near, and/or the more basic VT 1 program. The key tests taught have been selected to help you get the most information in the least amount of time. These tests also give you the data necessary to demonstrate to the patient the need and benefits to be derived from the VT II program. Of the entire group of courses this is the most fun and will enable you to work with large portions of the population which traditional eye care has been unable to help.

The tests which will be taught include: NYSOA King-Devic Saccadic Test, Groffman Visual Tracing Test, Wold Sentence Copy Test, Visagraph Eye Movement Analysis, Gates Oral Reading Survey, Monroe III Visual Memory Test, DEM Saccadic Test, Jordan Left Right Test, Motor Free Visual Perception Test, and many more....

(continued overleaf)



Course Description/Highlights


(continued)

COURSE HIGHLIGHTS

- Problems of vision development will be addressed as well as working with tracking, sequencing and timing problems.
- The relationship between laterality, directionality and ocular motor dysfunctions will be developed.
- A discussion of the various interpretations of the word “dyslexia” and their many implications will be discussed thoroughly. What really are Attention Deficit Disorders and why are so many people so quick to use ritalin or its derivatives? A full understanding of the attentional mechanisms and an understanding of vision as the dominant process will help you understand the value of behavioral optometric care in working with the youth of today.
- The relationship between visualization, visual imagery and spelling will be discussed.
- Juvenile Delinquency and learning related visual disorders will be discussed.
- You will be taught how to use positive rewards for positive behavior to modify the behavior of your patients and their support team.

Each course participant will receive a manual with a complete set of procedures, homework sheets, procedure grids and materials explaining how best to handle the large percentage of patients with learning related visual problems.

This course is highly interactive, with small group presentations and hands-on experience that will provide the experience you need for the confidence you desire.



For additional educational opportunities please contact:
karen.ruder@oep.org

or visit our web site:
www.oepf.org



www.oepf.org

VT/Learning Related Visual Problems

7-11 March 2019

THE EYE STUDIO
RED DEER COUNTY, CANADA

OEP reserves the right to cancel seminar two weeks in advance if registration is inadequate.

Registration

Please Type or Print

FEES

Standard Educational Fee for Course\$2290

OEP Clinical Associate Educational Fees for Course, Optometrist\$1990

Educational Fees for Course, Therapist.....\$1490

Includes course materials and lunches and FREE Case Consultation

Name _____

OE Tracker # _____

Phone _____

Email _____

Mailing Address _____

City/State/Zip _____

Attendee Status OD OEP Clinical Associate OD Therapist

Any special dietary considerations for lunches _____

50% OF TUITION IS DUE AT REGISTRATION *(A non-refundable cancellation fee of 25% of registration fees will be charged if cancelled within 30 days of course)*

Check enclosed for:

Charge payments: Visa Mastercard
 Amex Discover

Name on Charge Card _____

Account # _____

Exp. _____ Security Code _____

Billing Address _____

Signature _____

Send form and check, or fax registration to:

OEP Foundation Inc **FAX: 410-252-1719**
2300 York Road, Suite 113 **EMAIL: karen.ruder@oep.org**
Timonium, MD 21093